


HALF BRICK WIDTH (102mm)


ONE BRICK WIDTH (215mm)

**STRETCHER BOND**



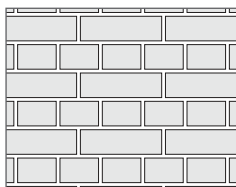
	HEADERS	STRETCHERS	TOTAL	HEADERS	STRETCHERS	TOTAL
65mm: Stretchers						
	0	60	60	0	120	120
73mm: Stretchers						
	0	54	54	0	108	108

**HEADER BOND**




65mm: Headers	119	0	119	119	0	119
73mm: Headers	108	0	108	108	0	108

**ENGLISH BOND**



65mm: Alternate courses of headers and stretchers	60	30	90	60	60	120
73mm: Alternate courses of headers and stretchers	54	27	81	54	54	108

**ENGLISH GARDEN WALL BOND**











65mm: Stretchers with rows of headers every 4th course	27	46	73	27	92	128
73mm: Stretchers with rows of headers every 4th course	27	40	67	27	80	107
65mm: Stretchers with rows of headers every 6th course	18	50	68	18	100	118
73mm: Stretchers with rows of headers every 6th course	18	45	63	18	90	108

All measurements indicated in the following illustrations use millimetre units (mm). Drawings are scale 1:20 created on A4, to be printed full bleed for accuracy.

Please note that the figures are based on nominal sized bricks with 10mm joints and do not have any allowances for on-site losses.

**HALF BRICK WIDTH (102mm) | ONE BRICK WIDTH (215mm)**

	HEADERS	STRETCHERS	TOTAL	HEADERS	STRETCHERS	TOTAL
<b>FLEMISH BOND</b>						
	65mm: Alternate bricks, header/stretcher, in each course					
	40	40	80	40	80	120
	73mm: Alternate bricks, header/stretcher, in each course					
	36	36	72	36	72	108
<b>STACK BOND</b>						
	65mm: All stretchers with perpends directly above the perpend below					
	0	60	60	Not recommended both sides		
	73mm: All stretchers with perpends directly above the perpend below					
	0	54	54	Not recommended both sides		
<b>MONK BOND</b>						
	65mm: 2 stretchers to 1 header. Header laid centrally over the perpend between the 2 stretchers below					
	24	48	72	24	96	120
	73mm: 2 stretchers to 1 header. Header laid centrally over the perpend between the 2 stretchers below					
	22	43	65	22	86	108
<b>ENGLISH CROSS BOND</b>						
	65mm: Similar to English Bond but a header is placed next to the end stretcher on every alternate stretcher course					
	59	30	89	59	60	119
	73mm: Similar to English Bond but a header is placed next to the end stretcher on every alternate stretcher course					
	53	27	80	53	54	107

The purpose of this guide is to provide you with a practical specification and design tool. Within the following pages, you may find reference to the wide range of Michelmersh products that are available. We hope that you will find this guide as useful in your everyday work as it was designed to be. We look forward to speaking to you personally, should you require any further information, please contact Michelmersh's Technical Department on 0844 931 0022 or email [technical@mbhplc.co.uk](mailto:technical@mbhplc.co.uk).

Although the instructions contained in this publication and any other information published by Michelmersh Brick Holdings PLC are believed to be accurate at the date of publication, they are strictly for guidance only. Michelmersh Brick Holdings PLC accepts no liability in relation to their use or for any losses caused. It is the users responsibility to take all reasonable steps to ensure use of the product conforms to all applicable health and safety requirements, please consult appropriately qualified persons if you have any doubts.