



MICHELMERSH

Britain's Brick Specialists



SPECIFIERS' GUIDE TO BS Specials



The purpose of this guide is to provide you with a practical specification tool. Within the following pages, you will find reference to the wide range of Michelmersh Specials that are available. We hope that you will find this guide as useful in your everyday work as it was designed to be. We look forward to speaking to you personally, should you require any further information.

All measurements indicated in the following illustrations use millimetre units (mm).



SECTION

1

Bonding Bricks	4
Copings and Cappings	5
Bullnose Bricks	6
Angle and Cant Bricks	7
Plinth Bricks	8
Arch Bricks	9
Radial Bricks	10
Brick Slips	11
Soldier Bricks	12
Cuboid Bricks	13

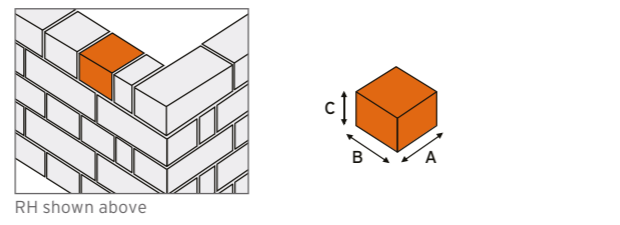
We endeavour to hold the entire range of BS 4729 Specials in stock at all times. Non-standard Specials can be made quickly to meet your individual requirements.

BONDING BRICKS

BD.1.1

Half bat (snap header)

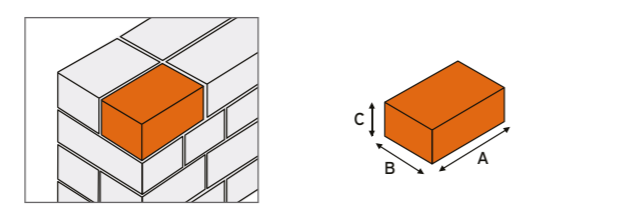
Type No.	A	B	C
BD.1.1	102	102	65



BD.1.2

Three-quarter bat

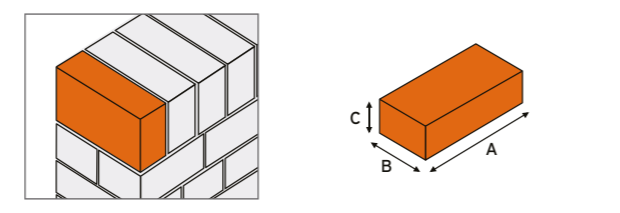
Type No.	A	B	C
BD.1.2	159	102	65



BD.1.3

Cuboid brick faced on bed surface

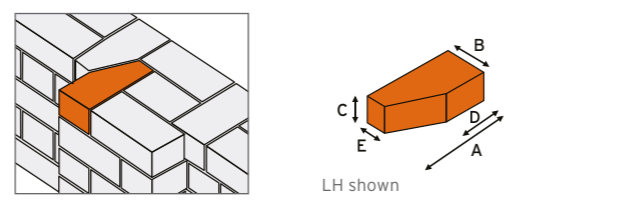
Type No.	A	B	C
BD.1.3	215	102	65



BD.2

King closer (left or right hand)

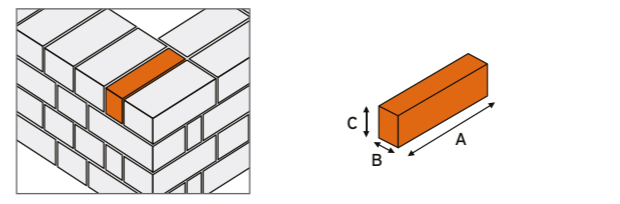
Type No.	A	B	C	D	E
BD.2	215	102	65	102	46



BD.3

Queen closer

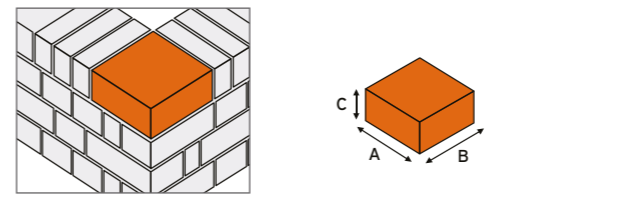
Type No.	A	B	C
BD.3	215	46	65



BD.4

215 mm stop end

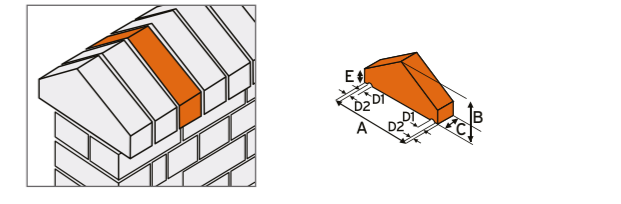
Type No.	A	B	C
BD.4.1	215	159	102
BD.4.2	215	159	65
BD.4.3	215	215	102
BD.4.4	215	215	65



CP.2.1

Saddleback coping

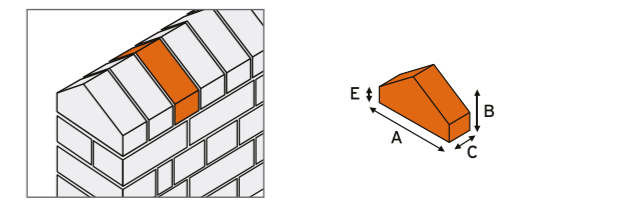
Type No.	A	B	C	D1	D2	E
CP.2.1	305	153	65	13	15	50



CP.2.2

Saddleback capping

Type No.	A	B	C	E
CP.2.2	215	123	65	50

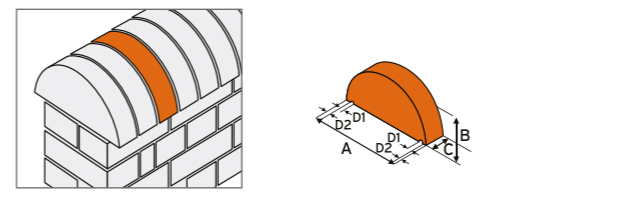


COPINGS AND CAPPINGS

CP.1.1

Half round coping

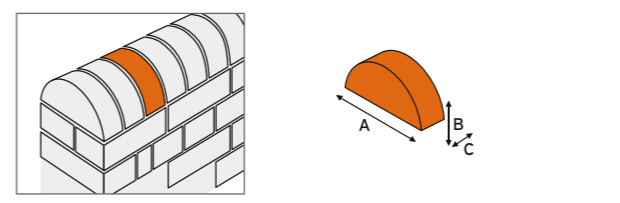
Type No.	A	B	C	D1	D2
CP.1.1	305	153	65	13	15



CP.1.2

Half round capping

Type No.	A	B	C
CP.1.2	215	108	65

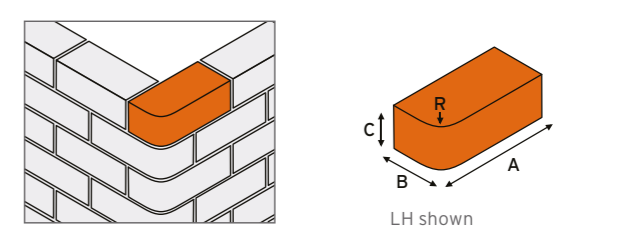


BULLNOSE BRICKS

BN.1

Single bullnose (left or right hand)

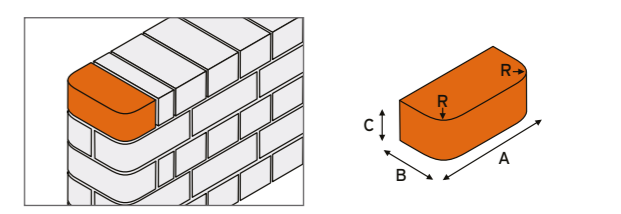
Type No.	A	B	C	R
BN.1.1	215	102	65	25
BN.1.2	215	102	65	51



BN.2

Double bullnose

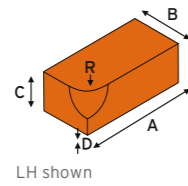
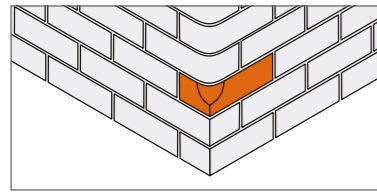
Type No.	A	B	C	R
BN.2.1	215	102	65	25
BN.2.2	215	102	65	51



BN.3

Single bullnose stop (left or right hand)

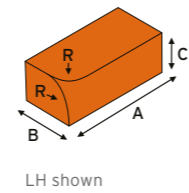
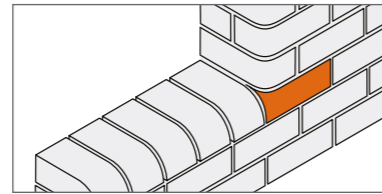
Type No.	A	B	C	D	R
BN.3.1	215	102	65	25	25
BN.3.2	215	102	65	25	51



BN.7

Single bullnose internal return stretcher faced (left or right hand)

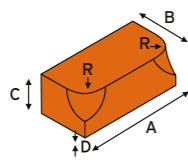
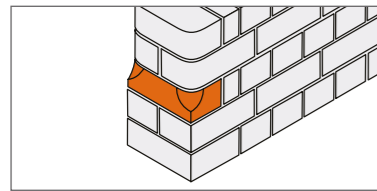
Type No.	A	B	C	R
BN.7.1	215	102	65	25
BN.7.2	215	102	65	51
BN.7.3	215	102	215	25
BN.7.4	215	102	215	51



BN.4

Double bullnose stop

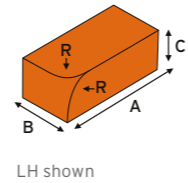
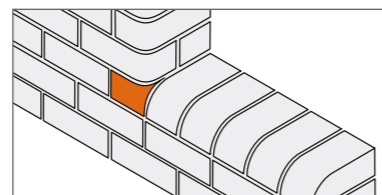
Type No.	A	B	C	D	R
BN.4.1	215	102	65	25	25
BN.4.2	215	102	65	25	51



BN.8

Single bullnose internal return header faced (left or right hand)

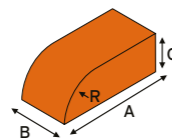
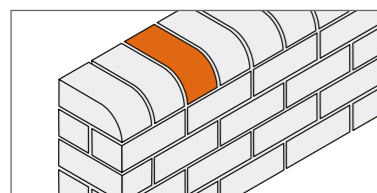
Type No.	A	B	C	R
BN.8.1	215	102	65	25
BN.8.2	215	102	65	51
BN.8.3	215	102	102	25
BN.8.4	215	102	102	51



BN.5

Single bullnose header on flat

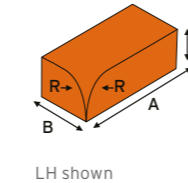
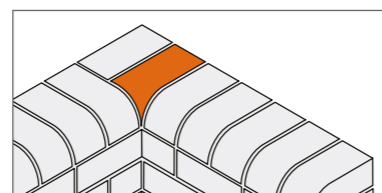
Type No.	A	B	C	R
BN.5.1	215	102	65	25
BN.5.2	215	102	65	51



BN.9

Bullnose internal return flat faced (left or right hand)

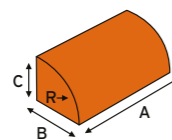
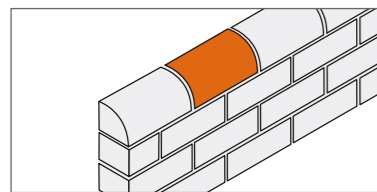
Type No.	A	B	C	R
BN.9.1	215	102	65	25
BN.9.2	215	102	65	51



BN.6

Single bullnose stretcher on flat

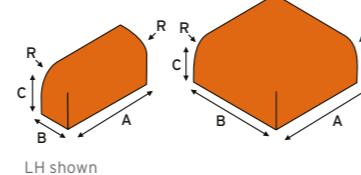
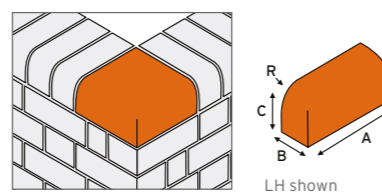
Type No.	A	B	C	R
BN.6.1	215	102	65	25
BN.6.2	215	102	65	51



BN.10

Bullnose external return on edge (left or right hand)

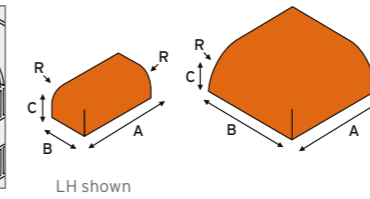
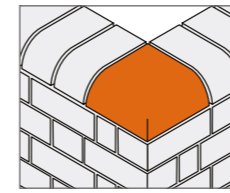
Type No.	A	B	C	R
BN.10.1	215	65	102	25
BN.10.2	215	65	102	51
BN.10.3	215	215	102	25
BN.10.4	215	215	102	51



BN.11

Bullnose external return on flat (left or right hand)

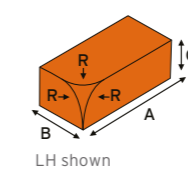
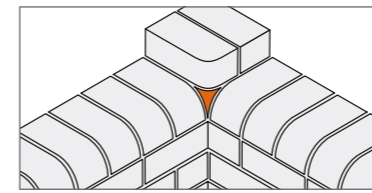
Type No.	A	B	C	R
BN.11.1	215	102	65	25
BN.11.2	215	102	65	51
BN.11.3	215	215	65	25
BN.11.4	215	215	65	51



BN.12

Bullnose mitre (left or right hand)

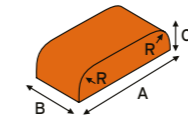
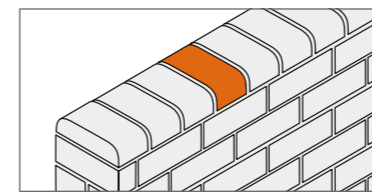
Type No.	A	B	C	R
BN.12.1	215	102	65	25
BN.12.2	215	102	65	51



BN.13

Bullnose double header on flat

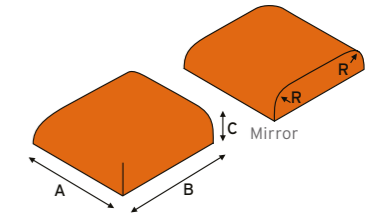
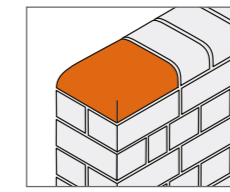
Type No.	A	B	C	R
BN.13.1	215	102	65	25
BN.13.2	215	102	65	51



BN.15

Stop end to double bullnose on edge and to bullnose double header on flat (square corners on bed)

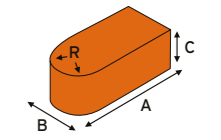
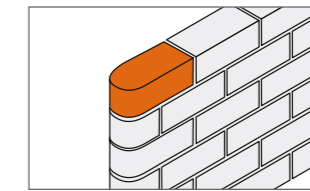
Type No.	A	B	C	R
BN.15.1	215	159	102	25
BN.15.2	215	159	102	51
BN.15.3	215	215	102	25
BN.15.4	215	215	102	51
BN.15.5	215	159	65	25
BN.15.6	215	159	65	51
BN.15.7	215	215	65	25
BN.15.8	215	215	65	51



BN.16

Cownose

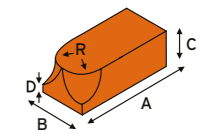
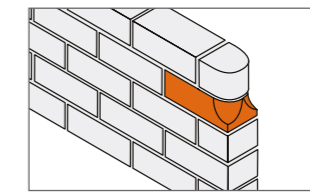
Type No.	A	B	C	R
BN.16.1	215	102	65	25
BN.16.2	215	102	65	51



BN.17

Cownose stop

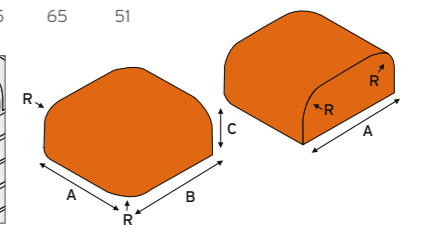
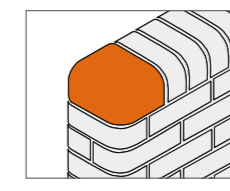
Type No.	A	B	C	D	R
BN.17.1	215	102	65	25	25
BN.17.2	215	102	65	25	51



BN.18

Stop end to double bullnose on edge and to bullnose double header on flat (rounded corners on bed)

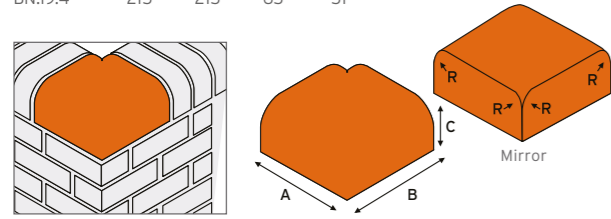
Type No.	A	B	C	R
BN.18.1	215	159	102	25
BN.18.2	215	159	102	51
BN.18.3	215	215	102	25
BN.18.4	215	215	102	51
BN.18.5	215	159	65	25
BN.18.6	215	159	65	51
BN.18.7	215	215	65	25
BN.18.8	215	215	65	51



BN.19

External return to double bullnose on edge and to bullnose double header on flat (square corners on bed)

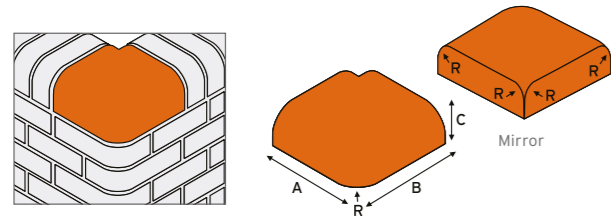
Type No.	A	B	C	R
BN.19.1	215	215	102	25
BN.19.2	215	215	102	51
BN.19.3	215	215	65	25
BN.19.4	215	215	65	51



BN.20

External return to double bullnose on edge and to bullnose double header on flat (rounded corners on bed)

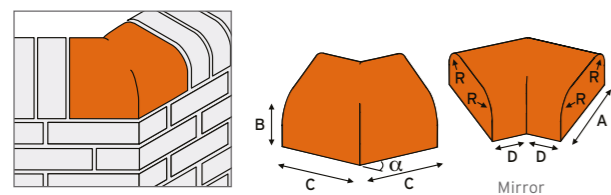
Type No.	A	B	C	R
BN.20.1	215	215	102	25
BN.20.2	215	215	102	51
BN.20.3	215	215	65	25
BN.20.4	215	215	65	51



BN.21

Double bullnose external angle to double bullnose on edge and to bullnose double header on flat

Type No.	A	B	C	D	R	α
BN.21.1	215	102	159	101	25	30°
BN.21.2	215	102	159	101	51	30°
BN.21.3	215	65	159	101	25	30°
BN.21.4	215	65	159	101	51	30°
BN.21.5	215	102	159	70	25	45°
BN.21.6	215	102	159	70	51	45°
BN.21.7	215	65	159	70	25	45°
BN.21.8	215	65	159	70	51	45°
BN.21.9	215	102	159	35	25	60°
BN.21.10	215	102	159	35	51	60°
BN.21.11	215	65	159	35	25	60°
BN.21.12	215	65	159	35	51	60°

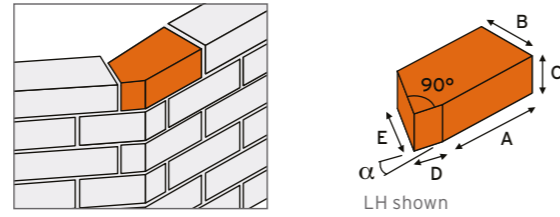


ANGLE AND CANT BRICKS

AN.1

Squint (left or right hand)

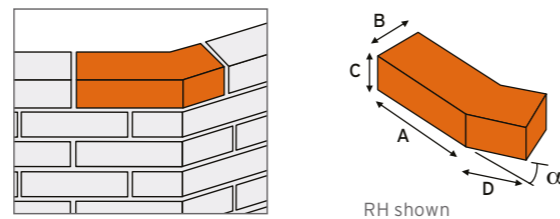
Type No.	A	B	C	D	E	α
AN.1.1	164	102	65	51	89	30°
AN.1.2	164	102	65	51	94	45°
AN.1.3	164	102	65	51	117	60°



AN.2

External angle (left or right hand)

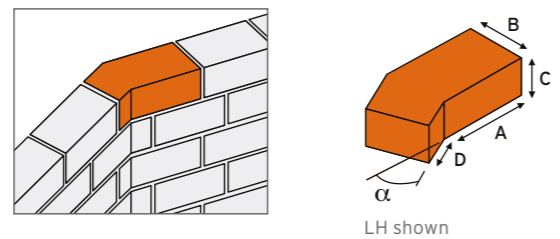
Type No.	A	B	C	D	α
AN.2.1	159	102	65	102	30°
AN.2.2	159	102	65	102	45°
AN.2.3	159	102	65	102	60°
AN.2.4	215	102	65	102	30°
AN.2.5	215	102	65	102	45°
AN.2.6	215	102	65	102	60°



AN.3

Internal angle (dog leg) (left or right hand)

Type No.	A	B	C	D	α
AN.3.1	164	102	65	51	30°
AN.3.2	164	102	65	51	45°
AN.3.3	164	102	65	51	60°
AN.3.4	159	102	65	102	30°
AN.3.5	159	102	65	102	45°
AN.3.6	159	102	65	102	60°
AN.3.7	215	102	65	102	30°
AN.3.8	215	102	65	102	45°
AN.3.9	215	102	65	102	60°



AN.5

Single cant (left or right hand)

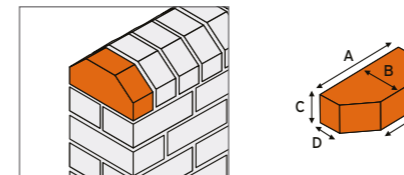
Type No.	A	B	C	D	E
AN.5.1	215	102	65	46	159
AN.5.2	215	102	65	60	173



AN.6

Double cant

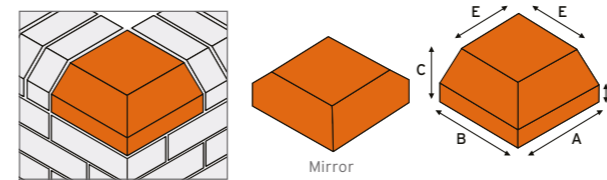
Type No.	A	B	C	D	E
AN.6.1	215	102	65	46	103
AN.6.2	215	102	65	60	131



AN.7

Single cant external return

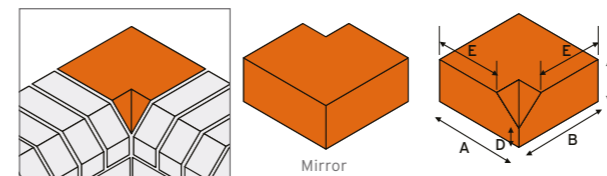
Type No.	A	B	C	D	E
AN.7.1	215	215	102	46	159
AN.7.2	215	215	102	60	173



AN.8

Single cant internal return with internal mitre (square external corner on bed)

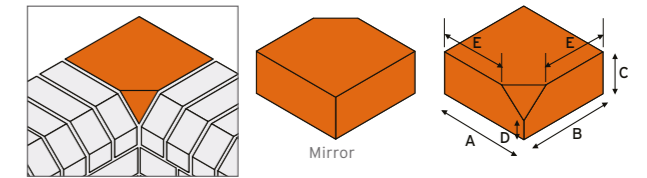
Type No.	A	B	C	D	E
AN.8.1	215	215	102	46	159
AN.8.2	215	215	102	60	173



AN.9

Single cant internal return with internal slope (square external corner on bed)

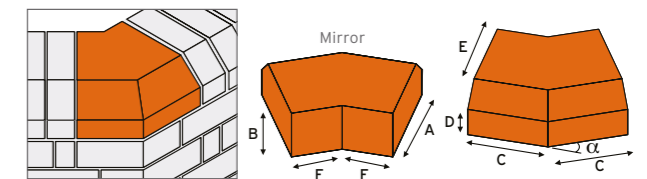
Type No.	A	B	C	D	E
AN.9.1	215	215	102	46	159
AN.9.2	215	215	102	60	173



AN.10

Single cant external angle

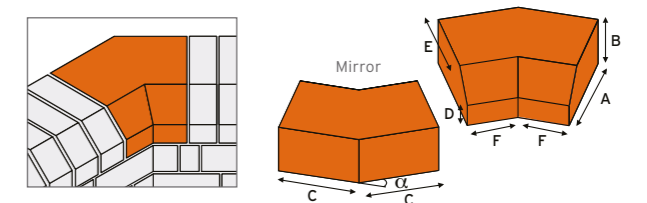
Type No.	A	B	C	D	E	F	α
AN.10.1	215	102	159	46	159	101	30°
AN.10.2	215	102	159	60	173	101	30°
AN.10.3	215	102	159	46	159	70	45°
AN.10.4	215	102	159	60	173	70	45°
AN.10.5	215	102	159	46	159	35	60°
AN.10.6	215	102	159	60	173	35	60°



AN.11

Single cant internal angle

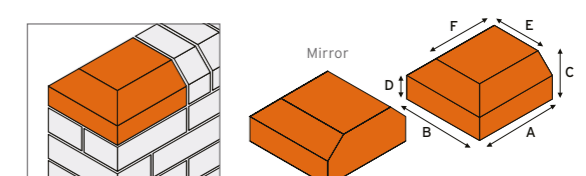
Type No.	A	B	C	D	E	F	α
AN.11.1	215	102	159	46	159	101	30°
AN.11.2	215	102	159	60	173	101	30°
AN.11.3	215	102	159	46	159	70	45°
AN.11.4	215	102	159	60	173	70	45°
AN.11.5	215	102	159	46	159	35	60°
AN.11.6	215	102	159	60	173	35	60°



AN.12

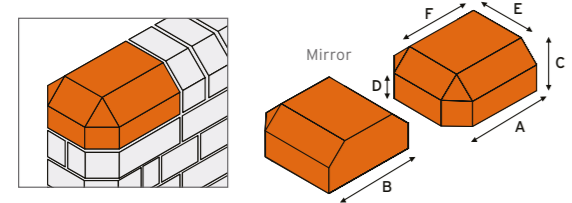
Double cant stop end (square corners on bed)

Type No.	A	B	C	D	E	F
AN.12.1	215	215	102	46	103	159
AN.12.2	215	215	102	60	131	173



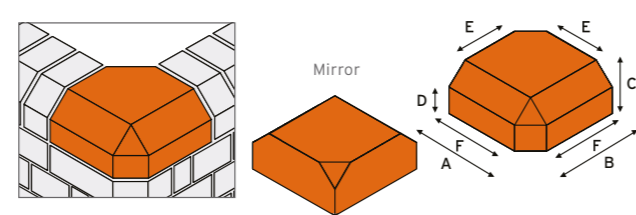
A N .13
Double cant stop end (canted corners on bed)

Type No.	A	B	C	D	E	F
AN.13.1	215	215	102	46	103	159
AN.13.2	215	215	102	60	131	173



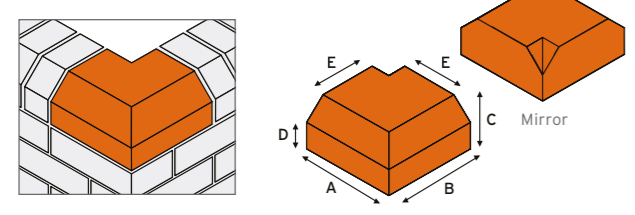
A N .17
Double cant external return with internal slope (canted corners on bed)

Type No.	A	B	C	D	E	F
AN.17.1	215	215	102	46	103	159
AN.17.2	215	215	102	60	131	173



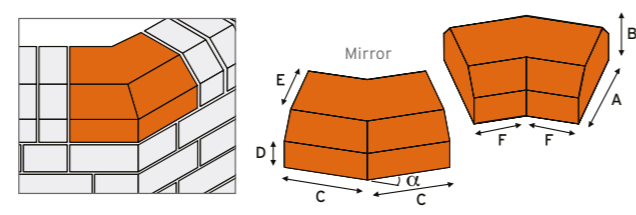
A N .14
Double cant external return with internal mitre (square corners on bed)

Type No.	A	B	C	D	E
AN.14.1	215	215	102	46	103
AN.14.2	215	215	102	60	131



A N .18
Double cant angle

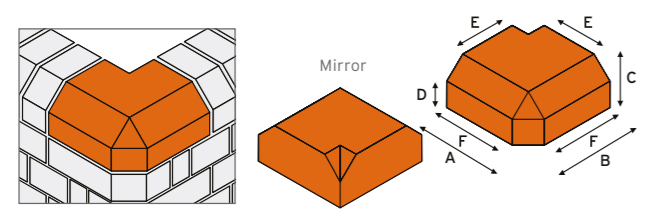
Type No.	A	B	C	D	E	F	Angle
AN.18.1	215	102	159	46	103	101	30°
AN.18.2	215	102	159	60	131	101	30°
AN.18.3	215	102	159	46	103	70	45°
AN.18.4	215	102	159	60	131	70	45°
AN.18.5	215	102	159	46	103	35	60°
AN.18.6	215	102	159	60	131	35	60°



PLINTH BRICKS

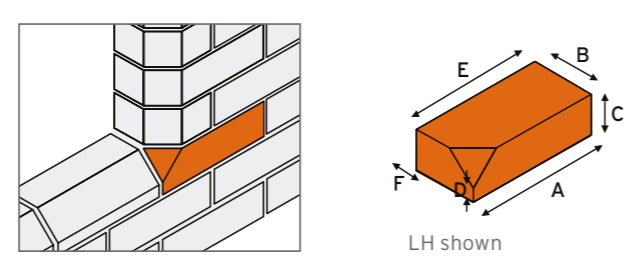
A N .15
Double cant external return with internal mitre (canted corners on bed)

Type No.	A	B	C	D	E	F
AN.15.1	215	215	102	46	103	159
AN.15.2	215	215	102	60	131	173



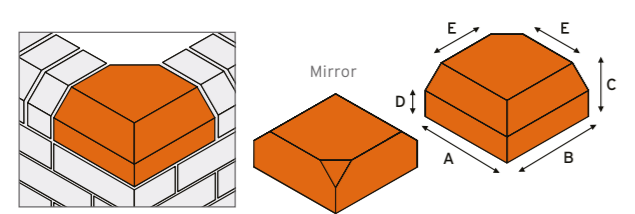
P L .1
Plinth stop or cant stop (left or right hand)

Type No.	A	B	C	D	E	F
PL.1.1	215	102	65	9	159	46
PL.1.2	215	102	65	23	173	60



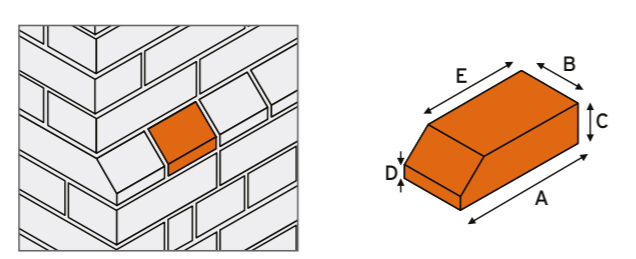
A N .16
Double cant external return with internal slope (square corners on bed)

Type No.	A	B	C	D	E
AN.16.1	215	215	102	46	103
AN.16.2	215	215	102	60	131



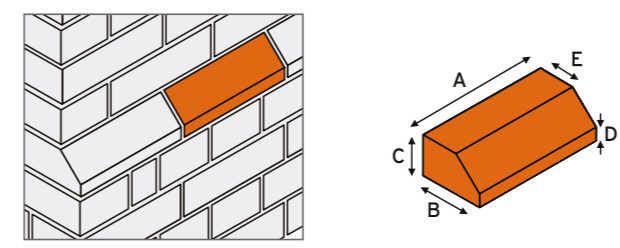
P L .2
Plinth header

Type No.	A	B	C	D	E
PL.2.1	215	102	65	9	159
PL.2.2	215	102	65	23	173



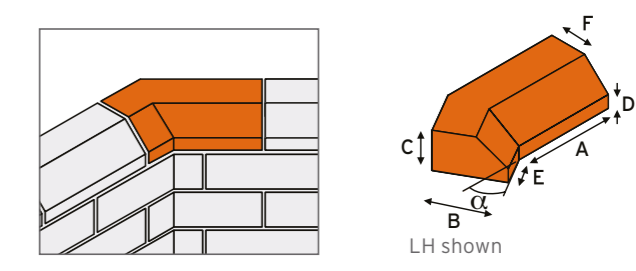
P L .3
Plinth stretcher

Type No.	A	B	C	D	E
PL.3.1	215	102	65	9	46
PL.3.2	215	102	65	23	60



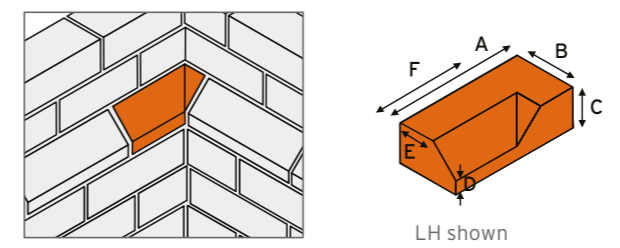
P L .6
Plinth internal angle (left or right hand)

Type No.	A	B	C	D	E	F	Angle
PL.6.1	164	102	65	9	51	46	30°
PL.6.2	164	102	65	23	51	60	30°
PL.6.3	164	102	65	9	51	46	45°
PL.6.4	164	102	65	23	51	60	45°
PL.6.5	164	102	65	9	51	46	60°
PL.6.6	164	102	65	23	51	60	60°
PL.6.7	159	102	65	9	102	46	30°
PL.6.8	159	102	65	23	102	60	30°
PL.6.9	159	102	65	9	102	46	45°
PL.6.10	159	102	65	23	102	60	45°
PL.6.11	159	102	65	9	102	46	60°
PL.6.12	159	102	65	23	102	60	60°
PL.6.13	215	102	65	9	102	46	30°
PL.6.14	215	102	65	23	102	60	30°
PL.6.15	215	102	65	9	102	46	45°
PL.6.16	215	102	65	23	102	60	45°
PL.6.17	215	102	65	9	102	46	60°
PL.6.18	215	102	65	23	102	60	60°



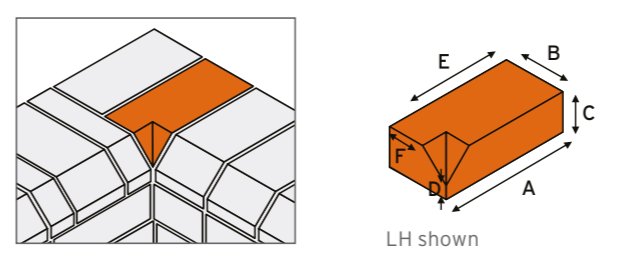
P L .4
Plinth internal return (long) (left or right hand)

Type No.	A	B	C	D	E	F
PL.4.1	215	102	65	9	46	169
PL.4.2	215	102	65	23	60	155



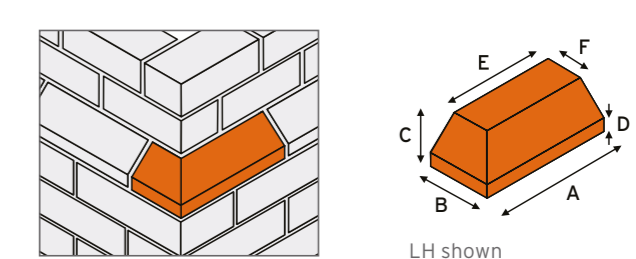
P L .5
Plinth internal return (short) (left or right hand)

Type No.	A	B	C	D	E	F
PL.5.1	215	102	65	9	159	46
PL.5.2	215	102	65	23	173	60



P L .7
Plinth external return (left or right hand)

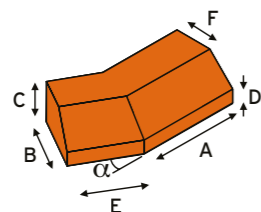
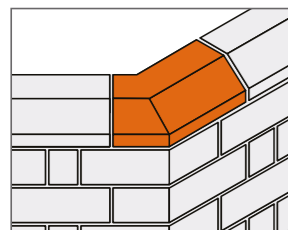
Type No.	A	B	C	D	E	F
PL.7.1	215	102	65	9	159	46
PL.7.2	215	102	65	23	173	60



PL.8

Plinth external angle (left or right hand)

Type No.	A	B	C	D	E	F	
PL.8.1	159	102	65	9	102	46	30°
PL.8.2	159	102	65	23	102	60	30°
PL.8.3	159	102	65	9	102	46	45°
PL.8.4	159	102	65	23	102	60	45°
PL.8.5	159	102	65	9	102	46	60°
PL.8.6	159	102	65	23	102	60	60°
PL.8.7	215	102	65	9	102	46	30°
PL.8.8	215	102	65	23	102	60	30°
PL.8.9	215	102	65	9	102	46	45°
PL.8.10	215	102	65	23	102	60	45°
PL.8.11	215	102	65	9	102	46	60°
PL.8.12	215	102	65	23	102	60	60°

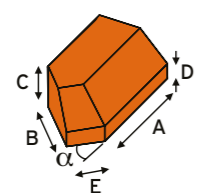
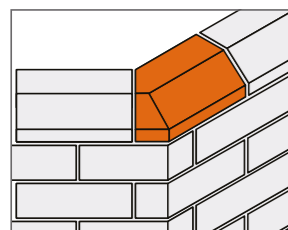


LH shown

PL.9

Plinth squint (left or right hand)

Type No.	A	B	C	D	E	F	
PL.9.1	164	102	65	9	51	46	30°
PL.9.2	164	102	65	23	51	60	30°
PL.9.3	164	102	65	9	51	46	45°
PL.9.4	164	102	65	23	51	60	45°
PL.9.5	164	102	65	9	51	46	60°
PL.9.6	164	102	65	23	51	60	60°



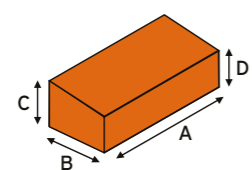
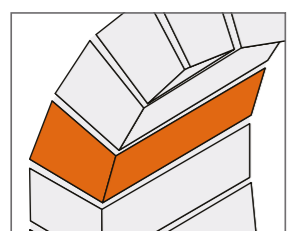
LH shown

ARCH BRICKS

AR.1

Tapered header

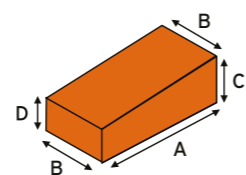
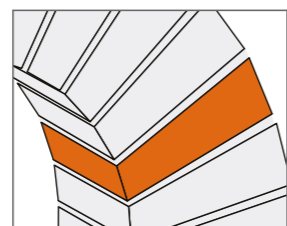
Type No.	Unit Dimension				Ideal Span		No. of bricks in semi-circle
	A	B	C	D	Dimension	No. of whole bricks	
AR1.1	215	102	75	59	910	4	20 or 21
AR1.2	215	102	75	64	1360	6	28 or 29
AR1.3	215	102	75	66	1810	8	36 or 37
AR1.4	215	102	75	69	2710	12	53 or 54



AR.2

Tapered stretcher

Type No.	Unit Dimension				Ideal Span		No. of bricks in semi-circle
	A	B	C	D	Dimension	No. of whole bricks	
AR2.1	215	102	75	48	910	4	25
AR2.2	215	102	75	55	1360	6	33
AR2.3	215	102	75	58	1810	8	41
AR2.4	215	102	75	63	2710	12	58

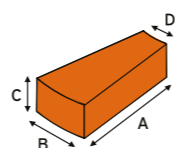
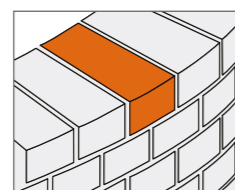


RADIAL BRICKS

RD.1

Radial header

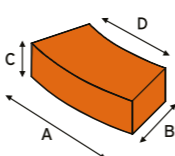
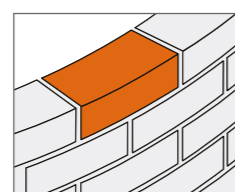
Type No.	Unit Dimension				Ideal Radius		No. of bricks in Quadrant
	A	B	C	D	Outer	Inner	
RD1.1	215	108	65	52	450	235	6
RD1.2	215	108	65	70	675	460	9
RD1.3	215	108	65	80	900	685	12
RD1.4	215	108	65	89	1350	1135	18
RD1.5	215	108	65	97	2250	2035	30
RD1.6	215	108	65	103	5400	5185	72



RD.2

Radial stretcher

Type No.	Unit Dimension				Ideal Outer Radius		No. of bricks in Quadrant
	A	B	C	D	Radius	No. of whole bricks	
RD2.1	226	102	65	172	450		3
RD2.2	226	102	65	190	675		4.5
RD2.3	226	102	65	199	900		6
RD2.4	226	102	65	208	1350		9
RD2.5	226	102	65	215	2250		15
RD2.6	226	102	65	221	5400		36

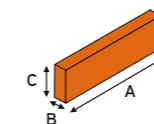
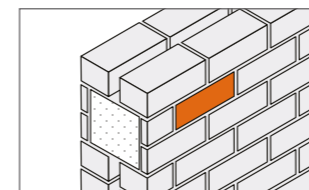


BRICK SLIPS

SL.1

Brick face slip

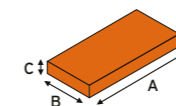
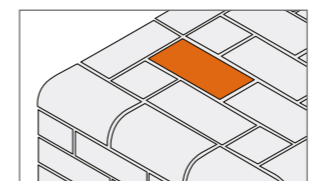
Type No.	A	B	C
SL.1.1	215	25	65
SL.1.2	215	30	65
SL.1.3	215	40	65
SL.1.4	215	50	65



SL.2

Brick bed slip

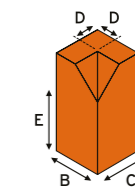
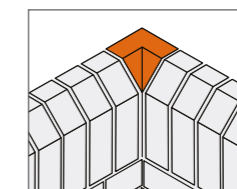
Type No.	A	B	C
SL.2	215	102	25



SD.2

Internal soldier return to single cant on end

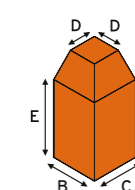
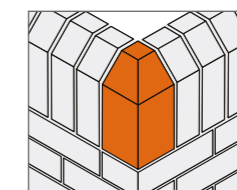
Type No.	A	B	C	D	E
SD.2.1	215	102	102	46	159
SD.2.2	215	102	102	60	173



SD.3

External soldier return to single cant on end

Type No.	A	B	C	D	E
SD.3.1	215	102	102	46	159
SD.3.2	215	102	102	60	173

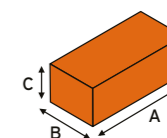
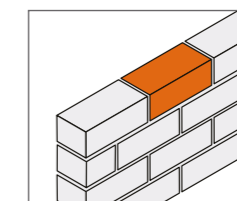


CUBOID BRICKS

CB.1

Cuboid bricks

Type No.	A	B	C	Type No.	A	B	C
CB.1.1	190	90	65	CB.1.7	215	102	80
CB.1.2	190	90	90	CB.1.8	233	112	73
CB.1.3	215	102	50	CB.1.9	233	112	80
CB.1.4	215	102	53	CB.1.10	290	90	65
CB.1.5	215	102	65	CB.1.11	290	90	90
CB.1.6	215	102	73				

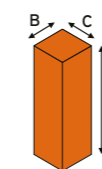
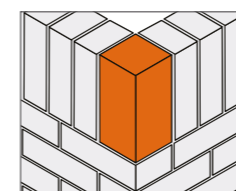


SOLDIER BRICKS

SD.1

Soldier return

Type No.	A	B	C
SD.1.1	215	65	65
SD.1.2	215	102	102



DURABLE
& timeless



Pavers

WELCOME TO PAVERS

We design our machine made pavers to be as individual as you are. Each paver is beautiful, durable and timeless; with the natural character our customers know and love. They come with a wide range of accessories too, so your paving always looks flawless.

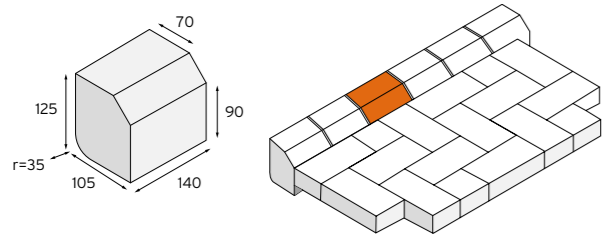
Strength, durability and through-colour.
Imparting character and style.

Products are manufactured in accordance with the requirements of British Standard BS EN 1344, and in compliance with independently verified ISO 9001 Quality, ISO 14001 Environmental and ISO 50001 Energy Management Systems. Products also comply with the BES 6001 Responsible Sourcing standard. All of our products offer outstanding properties of total durability, being FPI100 rated and fully frost resistant.

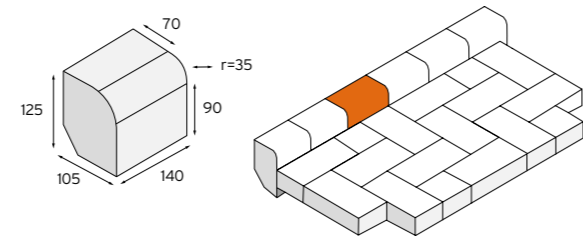
Paver Accessories

Paver accessories are only available at Blockleys.

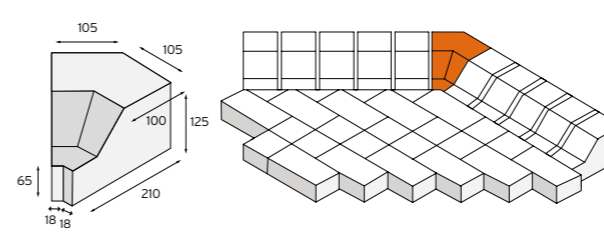
COUNTRY KERB



COUNTRY KERB (WITH 35 MM RADIUS)



BUCKFAST 45° INTERNAL RETURN



CHANNEL 90° RETURN UNIT

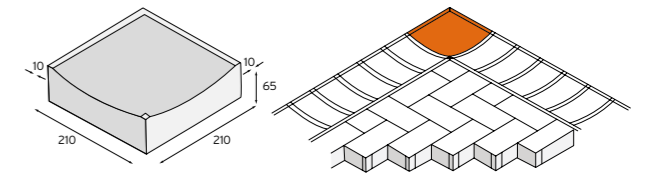
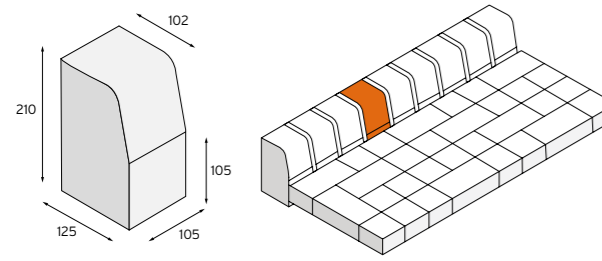
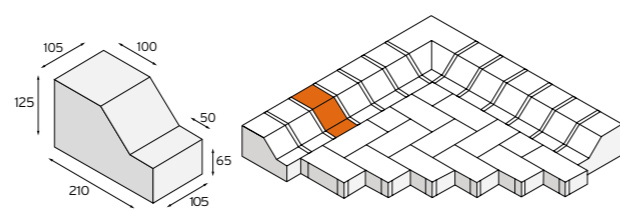


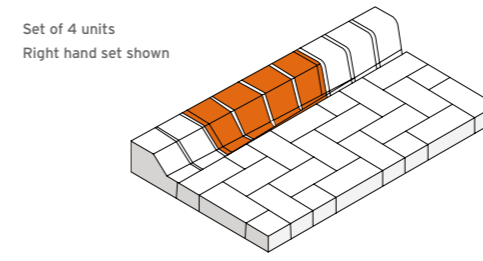
FIGURE 7 KERB



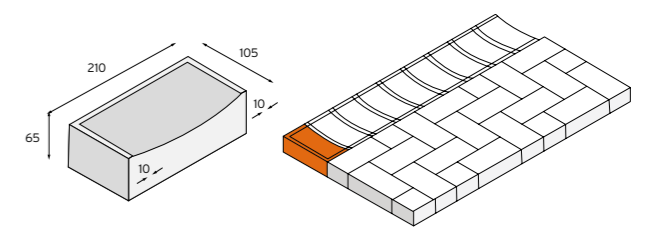
BUCKFAST KERB



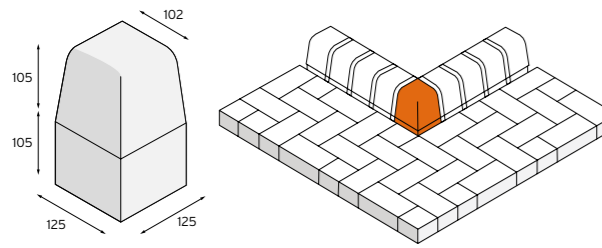
BUCKFAST KERB (LOW) TO STANDARD KERB



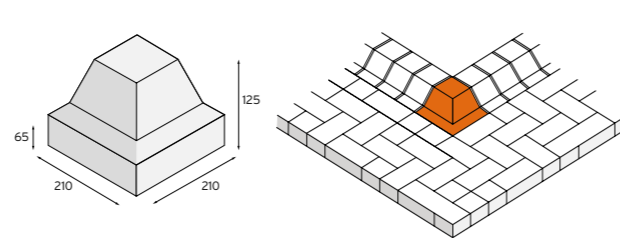
CHANNEL STOP END UNIT



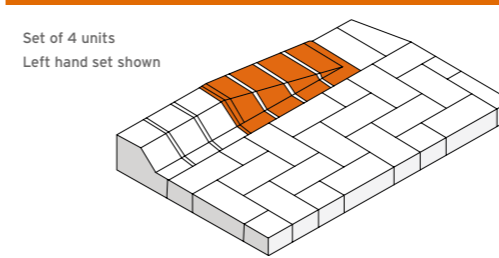
90° EXTERNAL RETURN



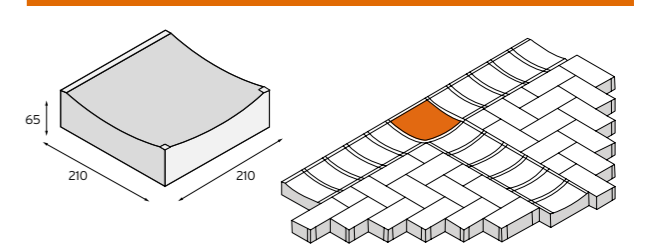
BUCKFAST 90° EXTERNAL RETURN



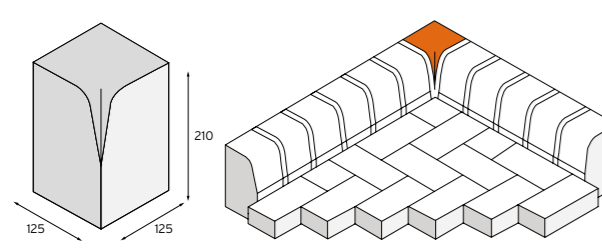
BUCKFAST (LOW) DROP KERB



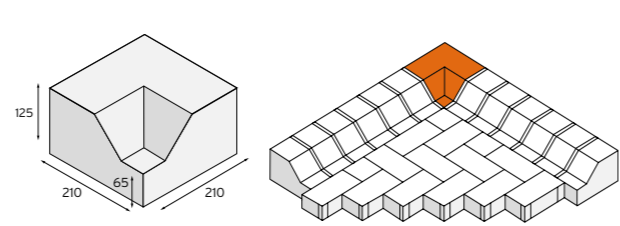
CHANNEL 'T' JUNCTION UNIT



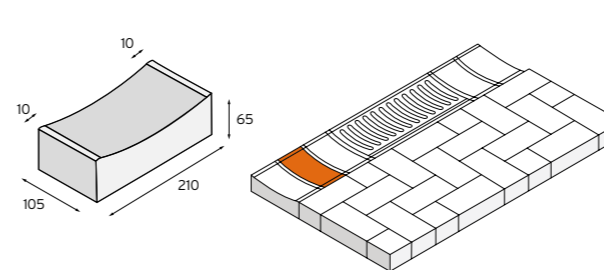
90° INTERNAL RETURN



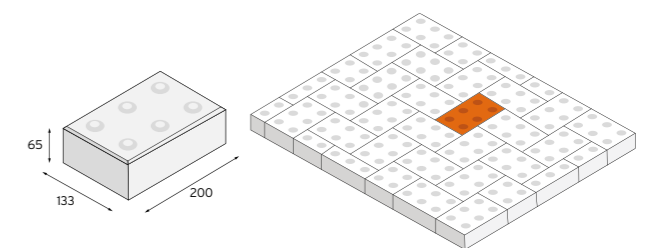
BUCKFAST 90° INTERNAL RETURN



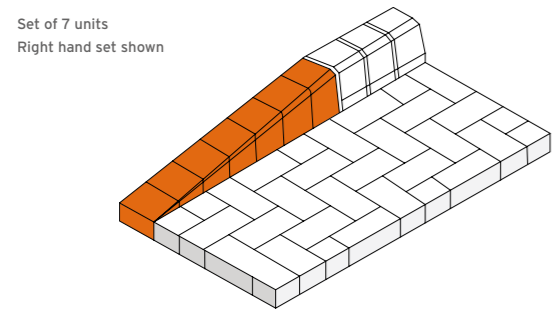
CHANNEL UNIT including Chancast Gulligrid (by other)



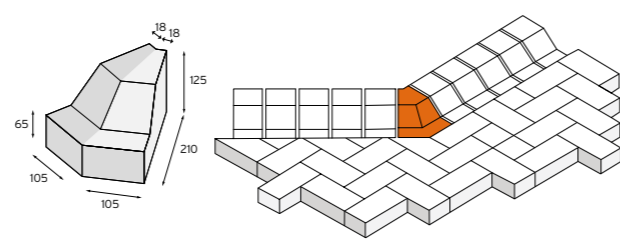
TACTILE PAVER



DROP KERB




BUCKFAST 45° EXTERNAL RETURN



ENHANCING

our built environment

FOR GENERATIONS TO COME



Michelmersh Brick Holdings PLC strives to be a well invested, long term, sustainable and environmentally responsible business. We aim to lead the way in producing some of Britain's premium clay products and enhancing our built environment by adding value to the architectural landscape for generations to come.

Michelmersh Brick Holdings PLC holds the following accreditations:

- **Energy Management ISO 50001**
- **Environmental Management ISO 14001**
- **Quality Management ISO 9001**
- **Responsible Sourcing BES 6001**



MICHELMERSH
Britain's Brick Specialists

Michelmersh Brick Holdings PLC
Freshfield Lane, Danehill
Haywards Heath
Sussex RH17 7HH

Tel: 0844 931 0022
Fax: 0844 931 0021
sales@mbhplc.co.uk
www.mbhplc.co.uk

This brochure has been designed to be a long lasting resource that has been produced from sustainable sources and proudly made in the UK. We kindly ask you to recycle it at the end of its use.