













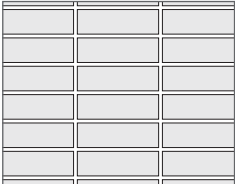
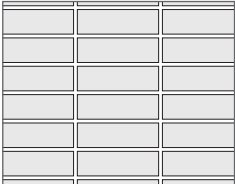




HALF BRICK WIDTH (102mm)	ONE BRICK WIDTH (215mm)
--------------------------	-------------------------

	HEADERS	STRETCHERS	TOTAL	HEADERS	STRETCHERS	TOTAL
STRETCHER BOND						
	65mm: Stretchers					
	0	60	60	0	120	120
	73mm: Stretchers					
	0	54	54	0	108	108
HEADER BOND						
	65mm: Headers					
	119	0	119	119	0	119
	73mm: Headers					
	108	0	108	108	0	108
ENGLISH BOND						
	65mm: Alternate courses of headers and stretchers					
	60	30	90	60	60	120
	73mm: Alternate courses of headers and stretchers					
	54	27	81	54	54	108
ENGLISH GARDEN WALL BOND						
	65mm: Stretchers with rows of headers every 4th course					
	27	46	73	27	92	128
	73mm: Stretchers with rows of headers every 4th course					
	27	40	67	27	80	107
	65mm: Stretchers with rows of headers every 6th course					
	18	50	68	18	100	118
	73mm: Stretchers with rows of headers every 6th course					
	18	45	63	18	90	108

The purpose of this guide is to provide you with a practical specification and design tool. Within the following pages, you will find reference to the wide range of Michelmersh products that are available. We hope that you will find this guide as useful in your everyday work as it was designed to be. We look forward to speaking to you personally, should you require any further information, please contact Michelmersh's Technical Department on 0844 931 0022 or email technical@mbhplc.co.uk.

All measurements indicated in the following illustrations use millimetre units (mm) .
 Drawings are scale 1:20 created on A4, to be printed full bleed for accuracy.

HALF BRICK WIDTH (102mm) | ONE BRICK WIDTH (215mm)

	HEADERS	STRETCHERS	TOTAL	HEADERS	STRETCHERS	TOTAL
FLEMISH BOND						
	65mm: Alternate bricks, header/stretcher, in each course					
	40	40	80	40	80	120
	73mm: Alternate bricks, header/stretcher, in each course					
	36	36	72	36	72	108
STACK BOND						
	65mm: All stretchers with perpend directly above the perpend below					
	0	60	60	Not recommended both sides		
	73mm: All stretchers with perpend directly above the perpend below					
	0	54	54	Not recommended both sides		
MONK BOND						
	65mm: 2 stretchers to 1 header. Header laid centrally over the perpend between the 2 stretchers below					
	24	48	72	24	96	120
	73mm: 2 stretchers to 1 header. Header laid centrally over the perpend between the 2 stretchers below					
	22	43	65	22	86	108
ENGLISH CROSS BOND						
	65mm: Similar to English Bond but a header is placed next to the end stretcher on every alternate stretcher course					
	59	30	89	59	60	119
	73mm: Similar to English Bond but a header is placed next to the end stretcher on every alternate stretcher course					
	53	27	80	53	54	107

Please note that the figures are based on nominal sized bricks with 10mm joints and do not have any allowances for on-site losses.

Although the instructions contained in this publication and any other information published by Michelmersh Brick Holdings PLC are believed to be accurate at the date of publication, they are strictly for guidance only. Michelmersh Brick Holdings PLC accepts no liability in relation to their use or for any losses caused. It is the users responsibility to take all reasonable steps to ensure use of the product conforms to all applicable health and safety requirements, please consult appropriately qualified persons if you have any doubts.